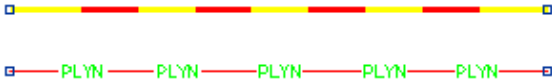
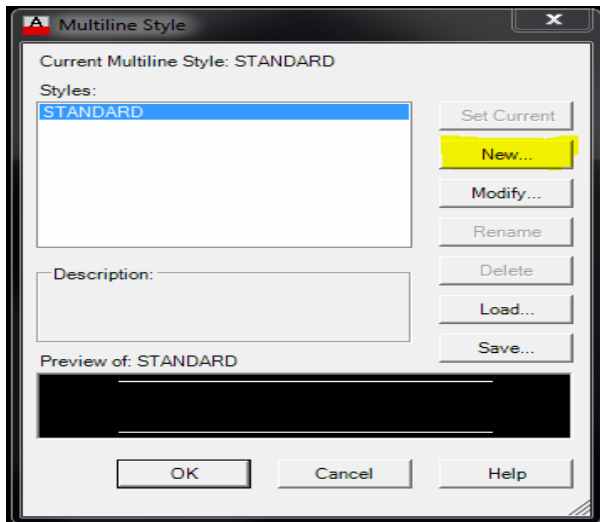


CREATE MULTI COLOURED LINE

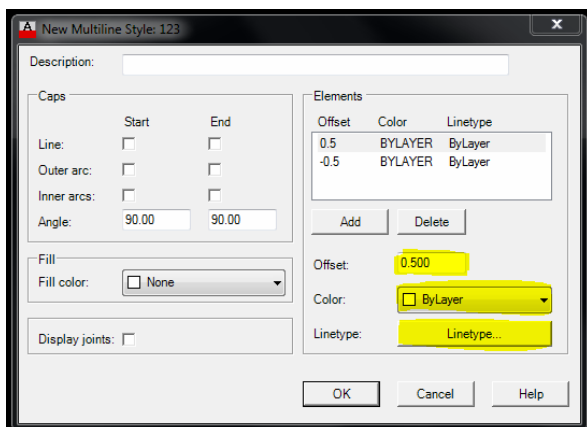
Create Multi Coloured Line



MLINE can be used for this. (Draw Menu - Multiline / ML)



Use the MLSTYLE command to define a new multiline style. (Format Menu - Multiline Style)



- Define (element properties) two line elements, both with the offset equal to 0.
- Set different colours to them (e.g. green and red). Use different line types, e.g. DASHED and DASHED2 (you may need to Load them first).

- Save the new MLINE style.
- Now use the MLINE command to draw a polyline using this new MLSTYLE - it has alternating green/red colours.